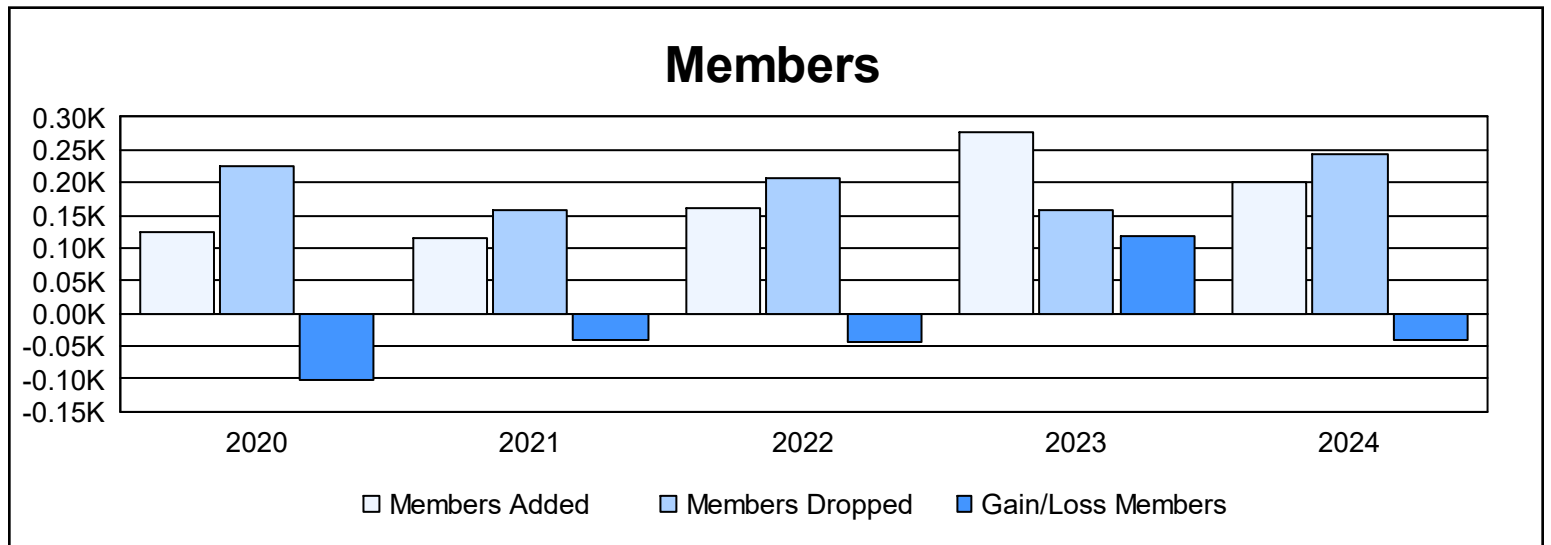
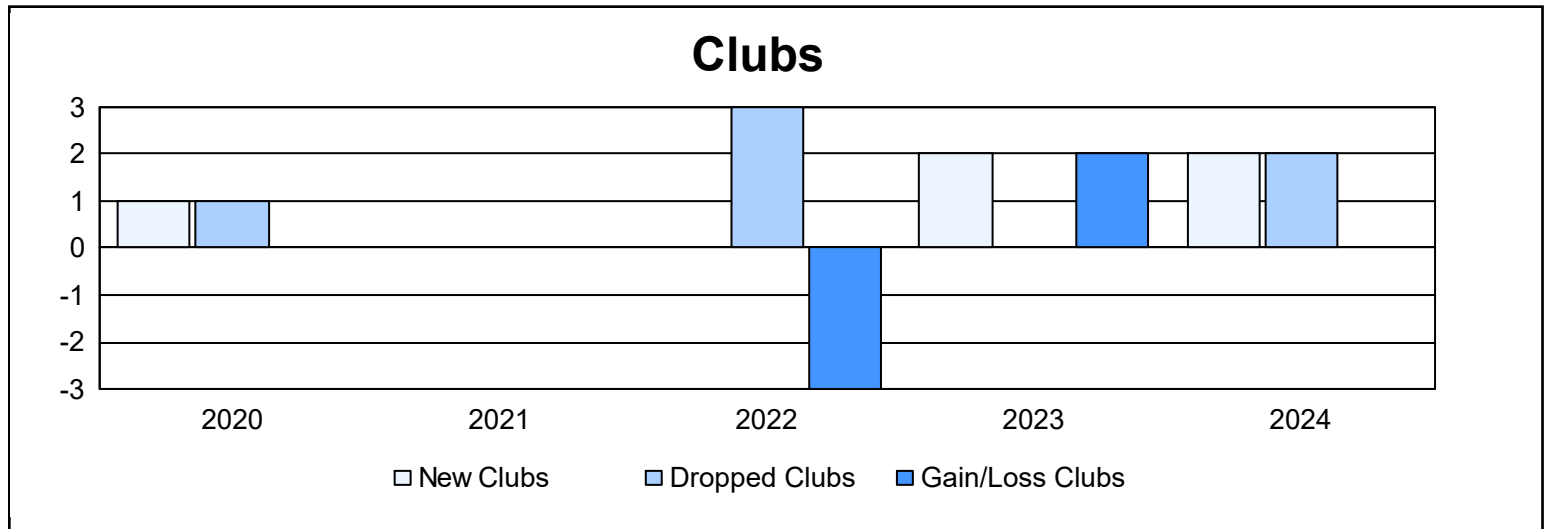
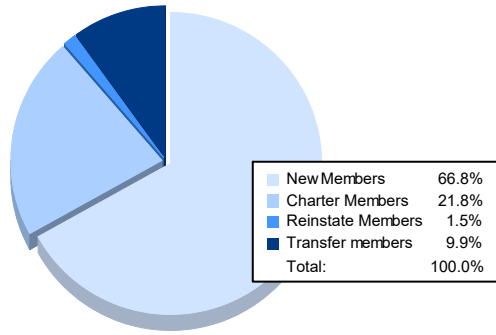


Year	New Clubs	Dropped Clubs	Gain/ Loss Clubs	New Members	Charter Members	Reinstate Members	Transfer Members	Total Member Added	Total Members Dropped	Gain/ Loss Members
2019-2020	1	1	0	78	23	12	10	123	224	-101
2020-2021	0	0	0	85	6	13	11	115	157	-42
2021-2022	0	3	-3	136	1	4	20	161	206	-45
2022-2023	2	0	2	201	48	4	24	277	159	118
2023-2024	2	2	0	135	44	3	20	202	242	-40
<b>Average</b>	<b>1</b>	<b>1</b>	<b>0</b>	<b>127</b>	<b>24</b>	<b>7</b>	<b>17</b>	<b>176</b>	<b>198</b>	<b>-22</b>



### Membership Composition June 2024 Cumulative



### Gender Composition June 2024 Cumulative

